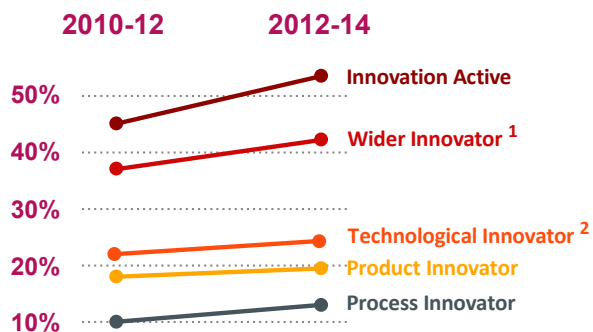




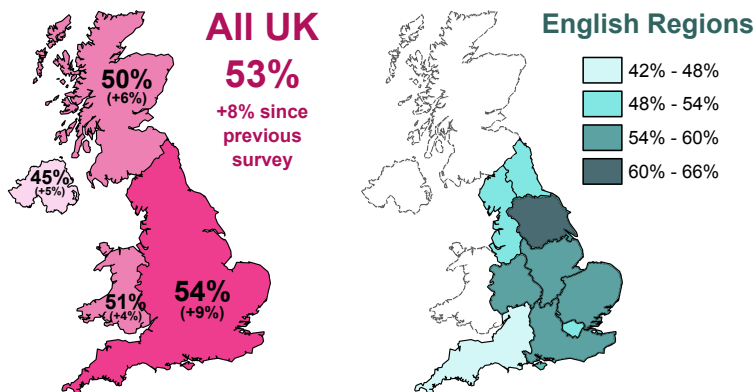
In 2012-14, more UK businesses were innovative than in 2010-12

53% of all businesses were innovative



1. Non-technological innovation, e.g. organisation or business structures
2. Either product OR process innovator

The proportion of innovators increased across the UK, and most English regions.

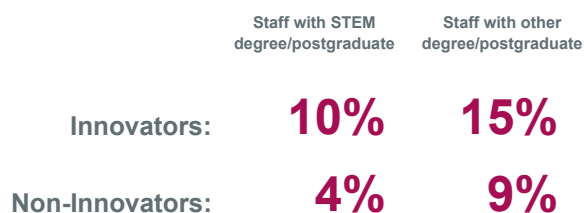


Innovative businesses are more likely to export, employ more qualified staff, and 40% collaborate to innovate, mostly with industry

Innovators are more likely to export

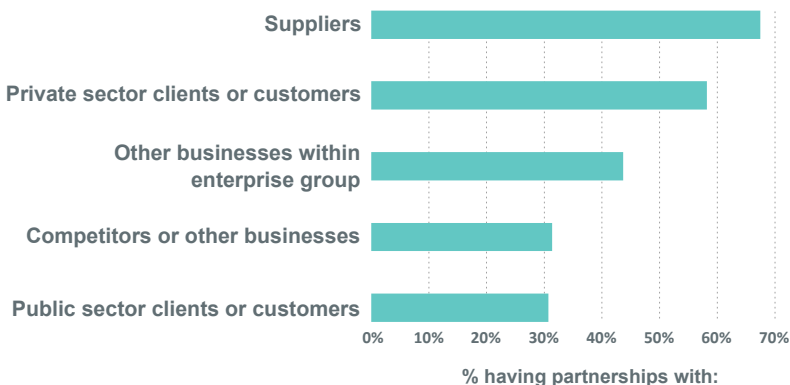


Innovators employ more highly qualified staff



Innovators co-operate mostly with suppliers, clients and customers on innovation activities

Of the 40% who have co-operation agreements:



The proportion of innovative businesses increased across sectors

Innovation active businesses by selected industries, over the two survey periods

